


# 3<sup>rd</sup> Workshop on Innovative Mouse Models



16-17 June 2005

Leiden University Medical Centre  
Leiden – The Netherlands

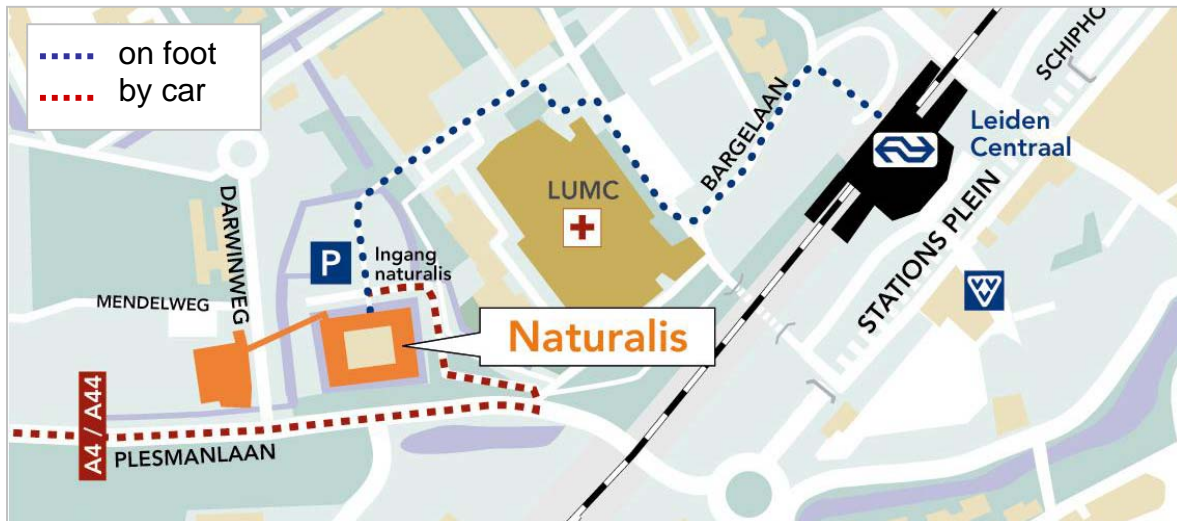
## **Organisation:**

Jos Jonkers *NKI Amsterdam*  
Paul Krimpenfort *NKI Amsterdam*  
Werner Müller *GBF Braunschweig*  
Els Robanus-Maandag *LUMC Leiden*  
Hein te Riele *NKI Amsterdam*  
Marian van Roon *AMC Amsterdam*  
Sjef Verbeek *LUMC Leiden*

Cover art: Drs. Bernd Dworniczak and Petra Pennekamp  
Institute for Human Genetics, Münster, Germany.

# Meeting Venue

Museum Naturalis, Darwinweg 2, 2333 CR Leiden



## Getting there by train

- Get off the train at NS Leiden Central Station
- Leave the station at the LUMC/ Oegstgeest side
- Walk toward the LUMC Hospital
- Follow the pedestrian signs to Naturalis (10 minutes walk)

## Getting there by car from Amsterdam

- Take the A4 motorway until the junction with the A44 motorway near Burgerveen
- Turn onto the A44 in the direction of Leiden West
- Leave the motorway at exit 8 Leiden
- Follow the signs for Leiden Centrum (Plesmanlaan)
- Follow the signs for Naturalis (Darwinweg)

## Getting there by car from Utrecht

- From Bodegraven, follow the N11 to Leiden
- Turn left onto the A4 motorway in the direction of Den Haag
- Leave the motorway at the next exit (exit 7, Zoeterwoude-Dorp)
- Follow the N206 towards Leiden
- Keep following the N206 towards Leiden Zuid
- Follow the N206 for a further six kilometres in the direction of Katwijk
- Near the Holiday Inn, turn right twice and follow the signs to Naturalis (Plesmanweg)
- Turn left at the sign Naturalis (Darwinweg)

## Getting there by car from Rotterdam/The Hague

- Take the A4 motorway
- Leave the motorway at the first exit (= exit 7, Zoeterwoude-Dorp)
- Follow the N206 towards Leiden
- Keep following the N206 towards Leiden Zuid
- Follow the N206 for a further six kilometres in the direction of Katwijk
- Near the Holiday Inn, turn right twice and follow the signs to Naturalis (Plesmanweg)
- Turn left at the sign Naturalis (Darwinweg)

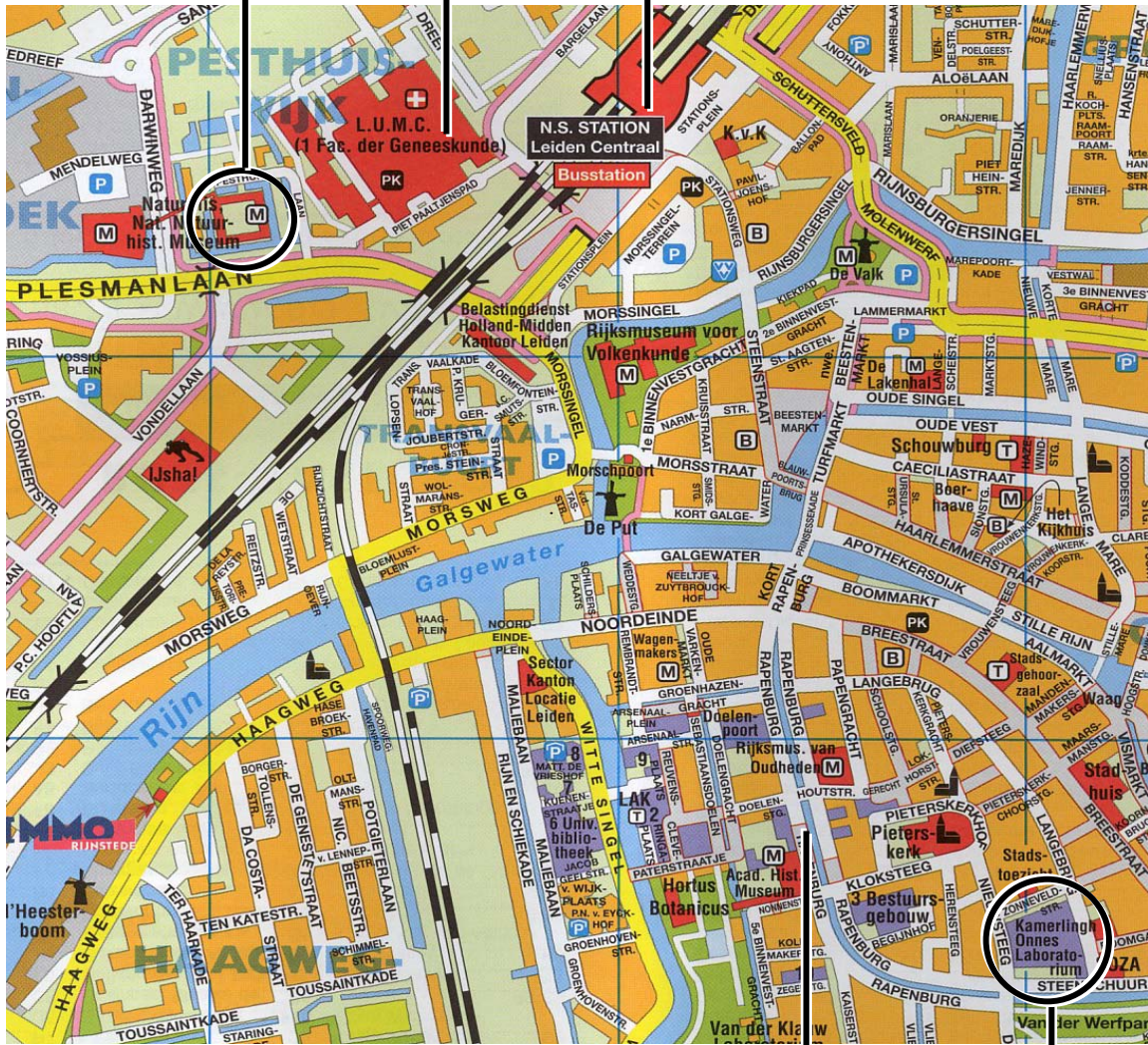


# Route from 'Naturalis' to the 'Kamerlingh Onnes building'

Naturalis  
(Pesthuis)

LUMC

Railway  
station



Rapenburg

Kamerlingh  
Onnes building

# Program

## 3<sup>rd</sup> Workshop on Innovative Mouse Models

Thursday 16 June 2005, afternoon

---

13.00	<b>Registration</b>	60´
	<b>Coffee and sandwiches</b>	
14.00	Opening	10´
	<i>Sjef Verbeek</i>	

---

14.10- 17.15	<b>Session 1: Modifying the mouse genome</b>	
	<i>Chair: Jos Jonkers</i>	
14.10	Keynote Lecture: "High throughput targeting and chromosome engineering" <i>Allan Bradley</i>	50´
15.00	Genome-wide production of multipurpose alleles for the functional analysis of the mouse genome <i>Frank Schnütgen</i>	15´
15.15	SIGTR: a new public resource of gene trap insertions for the functional analysis of the mouse genome <i>Patrick Biggs</i>	15´

---

15.30	Coffee Break	
-------	--------------	--

---

15.50	COnditionals by INversion (COINs): A High-Throughput Method for Engineering Conditional Alleles & hprt as a test locus <i>Aris Economides</i>	15´
16.05	BAC integration by RMCE <i>Haydn Prosser</i>	15´
16.20	MLPA: Rapid and quantitative detection of homologous and non-homologous recombination events <i>Petra Langerak</i>	15´
16.35	Spatio-temporal gene control by the CRE-ERT2 system in melanocytes <i>Ichiro Yajima</i>	15´
16.50	Use of a self-deleting CreERt2 cassette or direct fusion of ERt2 to a transgene in conditional transgenic mice modeled to evaluate key signaling mediators of skeletal muscle hypertrophy and atrophy <i>Ka-Man Venus Lai</i>	15´

---

17.05- 18.30	<b>Poster presentations</b>	
	<b>Wine and cheese party</b>	

---

19.00	<b>Diner at the Kamerlingh Onnes building</b>	
-------	---	--

---

### 3<sup>rd</sup> Workshop on Innovative Mouse Models

Friday 17 June 2005, morning

---

8.30-11.25 **Session 2: Lentiviral transgenesis, in vivo RNAi and ES mice**

*Chair: Marian van Roon*

8.30 Keynote Lecture: "Amazing mouse Embryonic Stem cells "  
*Andras Nagy* 50'

9.20 Derivation of germline-competent ES-cells from *Mus spretus*  
*Tino Hocheppied* 15'

Construction and use of the Gateway® compatible ROSA26 targeting vector  
*Jody Haigh* 15'

---

9.50 Coffee Break

---

10.10 Single copy shRNA configuration for ubiquitous gene knockdown in mice  
*Jost Seibler* 15'

10.25 RNAi strategies for creating knockout animals  
*Ralf Kühn* 15'

10.40 Transgenesis with lentiviral vectors  
*Minqiang Chai* 15'

10.55 Lentiviral-based manipulation of corticosteroid receptor expression in the mouse brain: application of short interference RNA  
*Lenneke van Hooijdonk* 15'

11.10 Development of a conditional mouse model for head and neck squamous cell carcinoma  
*Eric Bindels* 15'

11.25-12.30 **Poster presentations**

---

12.30-13.30 **Lunch**

---

### 3<sup>rd</sup> Workshop on Innovative Mouse Models

Friday 17 June 2005, afternoon

---

13.30-15.25	<b>Session 3: Monitoring and manipulating cell fate</b> <i>Chair: Paul Krimpenfort</i>	
13.30	Keynote Lecture: "Following Stem Cell Fates and Function" <i>Christopher Contag</i>	50'
14.20	Activity-regulated and Cre-dependent expression of multiple transcripts in isolated pyramidal neurons of the adult mouse cortex and hippocampus <i>Sridhara Chakravarthy</i>	15'
14.35	A Cre-inducible diphtheria toxin receptor mediates cell lineage ablation after toxin administration <i>Thorsten Buch</i>	10'
14.45	Inducible depletion of Langerhans cells by diphtheria toxin (DT) receptor / DT-mediated cell ablation in vivo <i>Clare Bennett</i>	10'
14.55	Disruption of MDM2 or MDM4 in various cell types causes very distinct p53-mediated phenotypes <i>Sarah Francoz</i>	15'
15.10	Genetic modification of mice by single-stranded DNA oligonucleotides <i>Marieke Aarts</i>	15'
15.25	Coffee Break	
15.45	<b>Forum discussion</b> <i>Moderators: Els Robanus Maandag and Hein te Riele</i>	60'
16.45	<b>Drinks &amp; snacks</b>	

---

## Poster Presentations

1	Jérôme Artus	Strategies for gain- and loss-of-function of Omcg1, a new actor in the control of early embryonic cell cycle control
2	Ernesto Bockamp	In vivo tagging and tracing defines multilineage haematogenic progenitors in the yolk sac
3	Peter Boross	Generation of a B-cell specific inducible Cre expressing mouse strain
4	Caroline Braem	Lipid accumulation and suppressed hedgehog signaling in the small intestine of PlagL2 knockout mice
5	Eric Corteggiani	MicroRNA profiling and functional studies - Case study: let-7 regulating Ras protein expression
6	Jeroen Declercq	Salivary gland tumors in transgenic mice with targeted PLAG1 proto-oncogene overexpression
7	Dieter Demon	Study of the (patho-) physiological role of mouse caspase-7
8	Geertrui Denecker	The secret life of caspase-14
9	Silke De-Zolt	Genome-wide targeting of secreted and transmembrane proteins using a secretory gene-trap
10	Ligia Deus	A locus controlling malaria liver stage infection maps to 17 cM region on mouse chromosome 17
11	Youji He	Conditional inactivation of the mouse glutamine synthetase gene
12	Jean-Paul Herman	In vivo validation of DiCe, a rapamycin-regulatable fragment complementation system for Cre recombinase
13	Annemieke Ijpenberg	Dissecting the role of the CKDN2 locus in development and tumour suppression
14	Edwin Jacobs	Real-time visualisation of circadian clock proteins in living slices of the mouse suprachiasmatic nucleus
15	Juuso Juhila	Podocyte cell specific expression of doxycycline inducible Cre recombinase in mice
16	Esther Korpershoek	Analysis of pheochromocytomas in a PTEN conditional knockout mouse model
17	Irma Lantinga	Conditional gene inactivation in renal epithelium using ligand-inducible Cre recombinases
18	Sabine Middendorp	Monitoring CD70 promoter activity in mice
19	Jacqueline Mulder	Analysis of autotaxin expression during embryonic development and in adult tissues
20	Axel Roers	Differential regulation of T cell responses and innate immune responses by interleukin-10 secreted by different cell types
21	Sven Rottenberg	Differential regulation of T cell responses and innate immune responses by interleukin-10 secreted by different cell types
22	Johannes Schenkel	Cryopreservation of transgenic mouse embryos
23	Jolanda van Hengel	Dilated bile canaliculi and formation of preneoplastic nodules in Cdc42 deficient mouse liver
24	Antonius van Herwaarden	Midazolam and cyclosporin A metabolism in transgenic mice with liver-specific expression of human CYP3A4



## Gifts and grants from:



**Beun - De Ronde**  
Kodak Molecular Imaging




[www.beunderonde.nl](http://www.beunderonde.nl)



*Bio Services*

[www.bio-services.nl](http://www.bio-services.nl)



[www.parallabs.com](http://www.parallabs.com)



[www.genoway.com](http://www.genoway.com)



[www.harlan.com/Netherlands/nlindex.html](http://www.harlan.com/Netherlands/nlindex.html)



[www.invitrogen.com](http://www.invitrogen.com)

*NewLab*

[www.newlab.fr](http://www.newlab.fr)

# Financial and other support for this workshop was kindly provided by:



Koninklijke  
Nederlandse  
Akademie van  
Wetenschappen

KNAW



**ZonMw**

NWO-ZonMw



Leiden University Medical Center



The Netherlands Cancer Institute



University of Amsterdam Medical Center